

Type 1032

Time Lag High Current Brick Fuse



Description

- »Time Lag High current brick fuse
- »Surface mount deign to save space
- »Ceramic Suqare body with end cap
- »Designed to GB 9364.7
- »Fully compatible with lead-free solder and high temperature profile



Electrical Characteristics for Series

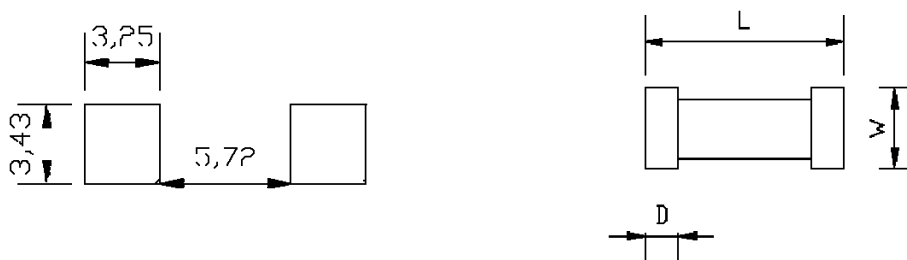
Rating Current	100% of Ampere Rating	400% of Ampere Rating	1000%of Ampere Rating
2A~20A	1 Hour, Min	120Sec.Max	5ms Min. 150ms Max.

Electrical Characteristic Specifications by Item

Part No	Rated Voltage	Rated Voltage	Rated Current	Breaking Capacity (A)ac	Breaking Capacity (A)dc	Melting Integral 10In min(A ² S)	Typical Voltage Drop (mV)	Alpha Mark
	AC	DC	(A)	1	2			
10321200200	250V	72V	2A	1500A@250V	300A@72V	7.1	100	2A
10321315200	250V	72V	3.15A	1500A@250V	300A@72V	14.8	100	3.15A
10321400200	250V	72V	4A	1500A@250V	300A@72V	24	100	4A
10321500200	250V	72V	5A	1500A@250V	300A@72V	37.5	100	5A
10321630200	250V	72V	6.3A	1500A@250V	300A@72V	59.5	100	6.3A
10321800200	250V	72V	8A	1500A@250V	300A@72V	96.0	100	8A
10322100200	250V	72V	10A	1500A@250V	300A@72V	234.3	80	10A
10322125200	250V	72V	12.5A	1000A@250V	300A@72V	320.1	80	12.5A
10322150200	250V	72V	15A	1000A@250V	300A@72V	337.5	80	15A
10322160200	250V	72V	16A	1000A@250V	300A@72V	346.4	80	16A
10322200200	250V	72V	20A	1000A@250V	300A@72V	600.5	80	20A

* DC Cold Resistance are measured at <10% of rated current in ambient temperature of 25degrees

Dimension



Current	L (mm)	D(mm)	W(mm)
2~20A	10.25±0.2	1.9±0.2	3.15±0.3

Recommend trace thickness is 3oz, the minimum trace width is 6mm (5A~10A) and 10mm (11A~20A).

Type 1032

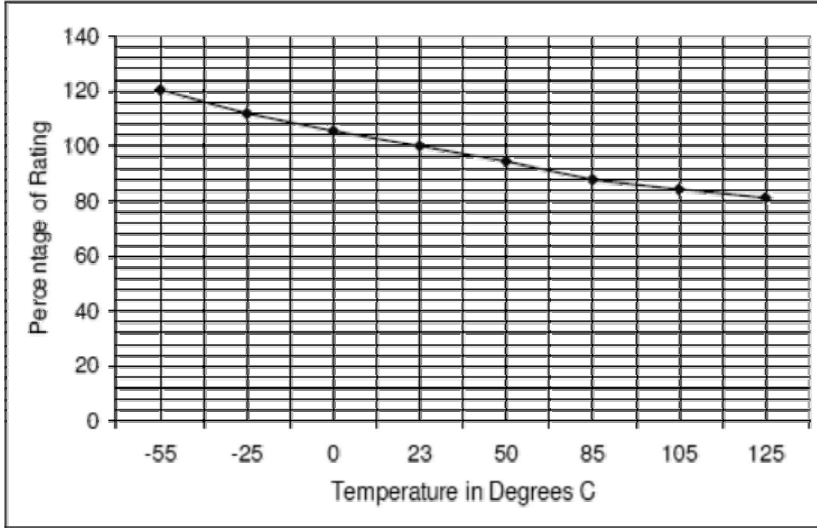
Time Lag High Current Brick Fuse



Temperature Re-rating Curve

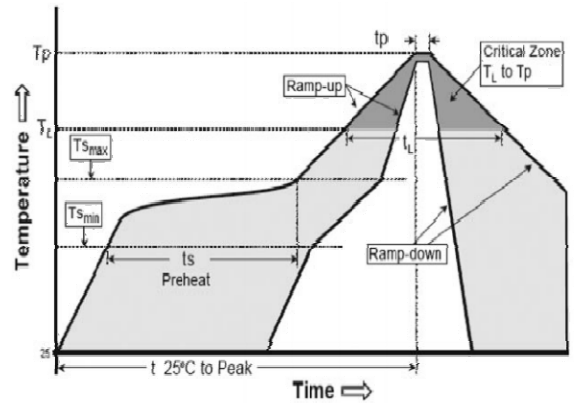
* Normal ambient temperature: 23+/-3°C

* Operating temperature: -55 ~ 125°C, with proper correction factor applied



Solder reflow profile

Reflow Condition		Pb-Free assembly
Pre Heat	-Temperature Min($T_{s(min)}$)	150°C
	-Temperature Max($T_{s(max)}$)	200°C
	-Time (Min to Max)(t_s)	60-180 secs
Average ramp up rate (Liquidus Temp(T_L) to peak)		5°C/second max
Ts(max) to T_L Ramp-up rate		5°C/second max
Reflow	-Temperature(T_L) (liquidus)	217°C
	-Temperature(t_L)	60-150 seconds
Time within 5°C of actual peak Temperature(t_p)		20-40 seconds
Ramp-down Rate		5°C/second max
Time 25°C to peak Temperature (T_p)		8 minutes Max.
Do not exceed		260°C



Packaging

Packaging Option	Packaging Specification	Quantity
1032	tape-and-reel	2000PCS